

# GRADE 2 MUSIC TASK CARDS

How many music tasks can you complete at home?

Keep your work together and hand it in to Ms. Redekop OR send writing/pictures/videos to [lredekop@hsd.ca](mailto:lredekop@hsd.ca)

## Make a percussion instrument that you hit or shake.

Take a picture.

If you need some ideas, watch the following video for inspiration:

<https://youtu.be/sLBtvg4AWiw>

1

## LEARN A SONG.

(from the radio, youtube, a music book or someone in your family)

Record yourself singing/playing it and send it to Ms. Redekop via email or Seesaw.

6

## Scavenger Hunt

See how many items you can find. Take a photo or video and send it to Ms. Redekop.

2

## Rhythm – Coloring Pages

Find all the skates with 4 beats and color them BLUE.  
Find all the skates with 3 beats and color them PURPLE.  
Find all the skates with 2 beats and color them GREEN.

3

## Make a percussion instrument that has at least 3 different pitches.

Take a picture of it!

If you need some ideas, watch the following video for inspiration:

<https://youtu.be/sIO-JhMvu6M>

4

## Listening Activity

Listen to Antonio Vivaldi "Spring" from The Four Seasons.

<https://www.youtube.com/watch?v=6LAPFM3dgag>

Complete the Listening/Color Activity

7

## Spin, Draw, Clap

Follow directions at the top of the page on "Spin, Draw, Clap" and have fun making a rhythm game.

8

## Time Signature Sort

Complete the Time Signature Sort paper by sorting the rhythms into either the 4/4 or 3/4 column.

9

## Make up your own Music activity and game.

When we are back at school you can teach the song/game to the rest of us.

5

## Why music?

Draw a picture about how you feel when you hear music.

Draw a picture of what your favorite instrument looks like.



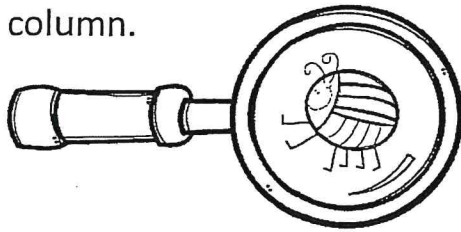
10

# Activity 9


Name \_\_\_\_\_ Class \_\_\_\_\_ Date \_\_\_\_\_

# Time Signature Sort

Directions: Sort the rhythms below by their time signature by writing them in the correct column.



- 1.
- 2.
- 3.
- 4.
- 5.
- 6.
- 7.
- 8.
- 9.
- 10.



## Found Sounds Scavenger Hunt for Music Class

Directions: Find something outside that makes a sound similar to the instrument below. It can be a sound you hear or a sound you make with objects found outside. Next to the instrument, draw the item you find that makes that sound or write the name of it and describe how the sound is made. Be creative! If you need a challenge, numbers 7-10 are bonus! They're super tricky!


1. Find something that makes a sound like maracas.



2. Find something that makes a sound like a bass drum.



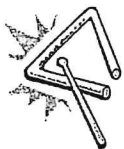
3. Find something that makes a sound like sandpaper blocks.



4. Find something that makes a sound like a guiro.




5. Find something that makes a sound like a triangle.




6. Find something that makes a sound like a snare drum.



7. **BONUS!** Find something that makes a sound like any stringed instrument.




8. **BONUS!** Find something that makes a sound like any woodwind instrument.



9. **BONUS!** Find something that makes a sound like any brass instrument.



10. **BONUS!** Find something that makes a sound like a keyboard instrument.






Name \_\_\_\_\_

Rhythms on this page ♪ ♪ ♪ ♪

Directions: Add up the number of beats in each picture

- Color the pictures with 4 beats blue
- Color the pictures with 3 beats purple
- Color the pictures with 2 beats green

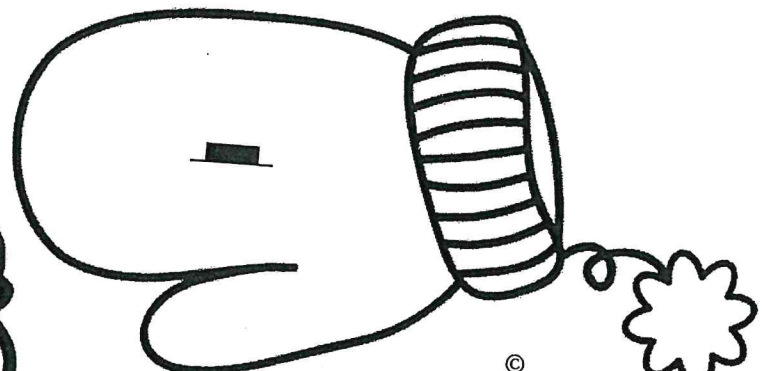
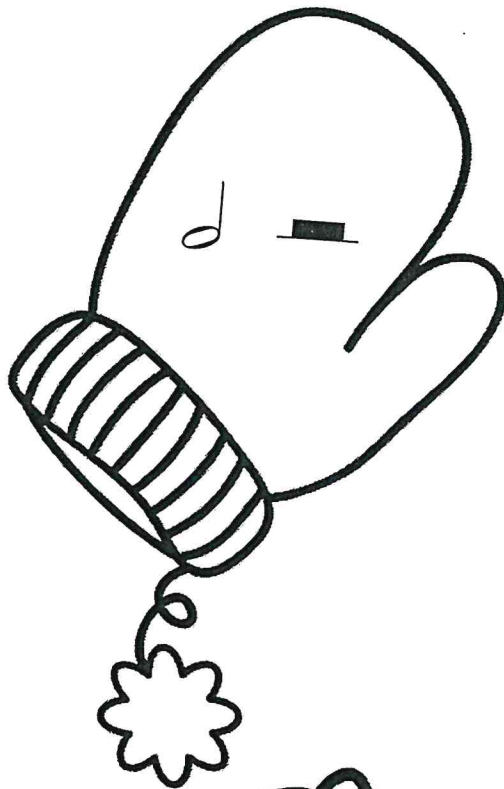



Name \_\_\_\_\_

Rhythms on this page ♩ ♪ ♫ ♮ ♭

Directions: Add up the number of beats in each picture

- Color the pictures with 4 beats red
- Color the pictures with 3 beats green
- Color the pictures with 2 beats blue






Name \_\_\_\_\_ Class \_\_\_\_\_ Date \_\_\_\_\_

# SPIN, DRAW, Clap

Directions: Help the buzzing bee get to the bee hive. Using a paperclip and your pencil, create a spinner. Write whatever note it lands on in the first cloud. Continue to spin and draw until each cloud has a note or rest. When you are finished clap your rhythms from start to finish.



**START HERE** →

A path of ten cloud shapes leading from the spinner to a beehive. The path starts with a solid outline and a dashed inner line, alternating with solid outlines. Small bees are scattered along the path. At the end of the path is a beehive with a bee on top.

**FINISH**





© SillyOMusic

THE FOUR SEASONS

“SPRING”

1. ALLEGRO

By

ANTONIO VIVALDI

Listen and Color. Small details may be any color.

Leaves

- green = violins
- yellow = flutes
- orange = trumpets

Baby Birds

- orange = slow tempo
- yellow = fast tempo
- brown = moderate tempo

Mama Bird

- black = loud
- red = soft
- blue = loud & soft

Nest

- brown = mostly short notes
- orange = mostly long notes

Name: \_\_\_\_\_



# How I feel when I hear music:



My favorite  
instrument looks like  
this:

