

# GRADE 1 MUSIC TASK CARDS

How many music tasks can you complete at home?

Keep your work together and hand it in to Ms. Redekop OR send writing/pictures/videos to [lredekop@hsd.ca](mailto:lredekop@hsd.ca) or via Seesaw.

**Make a percussion instrument that you hit or shake. Take a picture.**

If you need some ideas, watch the following video for inspiration:

<https://youtu.be/sLBtvG4AWiw>

1

## LEARN A SONG.

(from the radio, youtube, a music book or someone in your family)

Record yourself singing/playing it and send it to Ms. Redekop via email or Seesaw.

5

## Scavenger Hunt

See how many boxes you are able to complete on the Scavenger Hunt while you are out of school.

2

## Color By Code 1

Complete the Color by Code 1 page.

Find all the Ta's and color them RED.

Find all the "Sh" and color them GREEN

Find all the "ti-ti's" and color them BLUE

3

## Listening Activity

Listen to Antonio Vivaldi "Spring" from The Four Seasons.

<https://www.youtube.com/watch?v=6LAPFM3dgag>

Complete the Listening/Color Activity

6

## Make up your own Music activity and game.

When we are back at school you can teach the song/game to the rest of us.

7

**Make a percussion instrument that has at least 3 different pitches.**

- Take a picture of it!

If you need some ideas, watch the following video for inspiration:

<https://youtu.be/sIO-JhMvu6M>

4

## Color By Code 2

Complete the Color by Code 1 page.

Find all the Ta's and color them RED.

Find all the "Sh" and color them GREEN

Find all the "ti-ti's" and color them BLUE






8

# Activity 2

Name: \_\_\_\_\_

## Grade 1 Music Scavenger Hunt

Cross off each box that you are able to complete while you are out of school. See how many you can do!

Walk in different pathways (curvy, straight, zigzag) in your yard.	Make a new rhythm using 8 4 different colors.	Set up your toys and perform a concert for them.	Make up a song using sol and mi using hand signs  Sol=  MI= 	Call someone in your family and sing them your favorite song.
Draw a picture that shows loud. Draw a picture that shows quiet.	Practice skipping, jogging, marching, tiptoeing, galloping, and stomping.	Create new words to a song you know.	Build   Or   Out of your favorite building toys.	Sing a song you learned in class to a family member.
Play a rhythm using things you find in your bedroom.	Draw all the music notes you know.	Make up dance moves for your favorite song.	Make up a song about your favorite food.	Use big or small toys to make a rhythm that shows  
Use a piece of yarn or string to make a squiggly shape. Sing your shape.	Make up a song using only clapping and stomping.	Draw a rhythm and see if you can teach it to someone else.	See if you can sing higher and higher as you walk up the stairs.	Create a song using only consonant sounds.
Find 5 things in your house that make music. Tell a family member what you found.	Build a tower with blocks or Legos. Have a toy ride to the top and make a ghost sound as they ride.	Play a rhythm using your toys.	Choose a song and draw a picture of the story it tells. See if someone else can guess the song.	See if you can sing lower and lower as you walk down the stairs.





© SillyOMusic

THE FOUR SEASONS

“SPRING”

1. ALLEGRO

By

ANTONIO VIVALDI

Listen and Color. Small details may be any color.

Leaves

green = violins

yellow = flutes

orange = trumpets

Baby Birds

orange = slow tempo

yellow = fast tempo

brown = moderate tempo

Mama Bird

black = loud

red = soft

blue = loud & soft

Nest

brown = mostly short notes

orange = mostly long notes

Name:


Name \_\_\_\_\_

# COLOR BY CODE 1

Ta Red

Ta Rest Green

titi Blue





Name \_\_\_\_\_

# COLOR BY CODE 2

Ta Red

Ta Rest Green

titi Blue

